


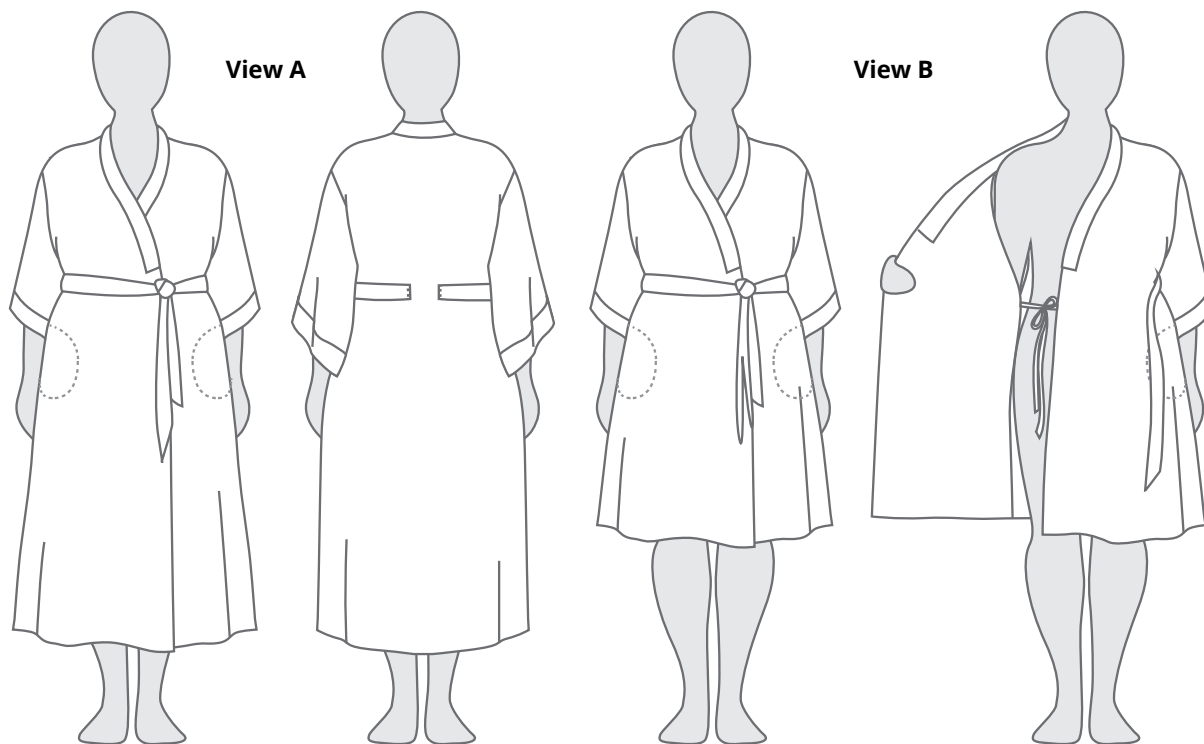
SUKI ROBE



Advanced Beginner | Sizes XS - XXL | Style #3001

©2017 Helen's Closet Patterns. ALL RIGHTS RESERVED. Not for resale or profit.

Helen's Closet



The Suki Robe is a luxurious and comfortable robe, perfect for everyday use. It wraps around the body for a flattering waist fit and flares out over the hips. The sleeves offer a classic look while still being a practical shape and length for getting ready in the morning. Inner and outer ties keep this robe closed so you can move around freely. The outer ties are anchored to the back of the robe so you will never lose them and inseam pockets ensure your phone is always at hand. Two lengths are provided and you have the option of contrasting front bands, sleeve bands, and ties. The Suki Robe will surely be your new favorite lounge-wear!

Notions

- Thread
- Two 4" (10 cm) squares of lightweight fusible interfacing

Difficulty

Advanced Beginner

Sizes

XS - XXL US

Fabric Recommendations

The Suki Robe works best in a fabric with plenty of drape. Choose a lightweight fabric such as rayon (challis, poplin, crepe), lightweight cotton (voile, double gauze), lightweight linen, satin, or silk crepe de chine.

Size Chart

	XS (0 - 2)	S (4 - 6)	M (8 - 10)	L (12 - 14)	XL (16 - 18)	XXL (20-22)
Bust	79 - 81.5 cm 31 - 32"	84 - 86.5 cm 33 - 34"	89 - 93 cm 35 - 36.5"	96.5 - 102cm 38 - 40"	107 - 112 cm 42 - 44"	117 - 122 cm 46 - 48"
Waist	61 - 63.5 cm 24 - 25"	66 - 68.5 cm 26 - 27"	71 - 74 cm 28 - 29"	76 - 81.5 cm 30 - 32"	86.5 - 91.5 cm 34 - 36"	96.5 - 102 cm 38 - 40"
Hips	84 - 86.5 cm 33 - 34"	89 - 91.5 cm 35 - 36"	94 - 99 cm 37 - 38.5"	102 - 107 cm 40 - 42"	112 - 117 cm 44 - 46"	122 - 127 cm 48 - 50"

This pattern has been drafted for a 5'6" tall woman.

Finished Garment Measurements

The finished garment measurements are based on the robe being tied closed as intended.

	XS	S	M	L	XL	XXL
Bust	86.5 cm 34"	91.5 cm 36"	99 cm 39"	106.5 cm 42"	117 cm 46"	127 cm 50"
Waist*	81.5 cm 32"	86.5 cm 34"	91.5 cm 36"	101.5 cm 40"	112 cm 44"	122 cm 48"
Hip	94 cm 37"	99 cm 39"	106.5 cm 42"	115.5 cm 45"	124.5 cm 49"	134.5 cm 53"
Back Length** View A	124 cm 49"	125 cm 49.3"	127 cm 49.8"	128 cm 50.3"	129 cm 50.8"	130 cm 51.3"
Back Length** View B	108 cm 42.5"	109 cm 43"	110 cm 43.5"	112cm 44"	113 cm 44.5"	114 cm 45"
Sleeve Length***	40 cm 15.5"	40 cm 15.5"	40 cm 15.5"	40 cm 15.5"	40 cm 15.5"	40 cm 15.5"

* There is intended to be generous ease here, the ties cinch the waist in tight.


** Back length is measured from the top of the neck band to the hem.

*** Sleeve length is measured from the sleeve shoulder seam to the end of the sleeve band.


Fabric Requirements - ALL ONE FABRIC

Please allow at least 1M of additional fabric if using a directional print
 Please allow extra fabric if you plan to add length to the pattern. It is drafted for a 5'6" woman.

View A (mid-calf length)

		XS	S	M	L	XL	XXL
	57"/ 150cm wide	2.7 m	2.7 m	3 m	3 m	3 m	3.2 m
		2.9 y	2.9 y	3.3 y	3.3 y	3.3 y	3.5 y
	45"/ 115cm wide	3.4 m	3.6 m	3.7 m	3.8 m	4 m	4.2 m
3.7 y		3.9 y	4 y	4.1 y	4.4 y	4.6 y	

View B (knee length)

		XS	S	M	L	XL	XXL
	57"/ 150cm wide	2.5 m	2.5 m	2.6 m	2.6 m	2.7 m	2.8 m
		2.7 y	2.7 y	2.8 y	2.8 y	2.9 y	3 y
	45"/ 115cm wide	3 m	3.2 m	3.5 m	3.6 m	3.7 m	3.7 m
3.2 y		3.5 y	3.8 y	3.9 y	4 y	4 y	

Fabric Requirements - CONTRASTING BANDS, SLEEVE BANDS, AND WAIST TIES

Please allow at least 1M of additional fabric if using a directional print
 Please allow extra fabric if you plan to add length to the pattern. It is drafted for a 5'6" woman.

View A (mid-calf length)



MAIN FABRIC	XS	S	M	L	XL	XXL
57"/ 150cm wide	2 m 2.2 y	2.1 m 2.3 y	2.4 m 2.6 y	2.5 m 2.7 y	2.7 m 2.9 y	2.8 m 3 y
45"/ 115cm wide	2.8 m 3 y	3 m 3.2 y	3.1 m 3.4 y	3.4 m 3.7 y	3.5 m 3.8 y	3.6 m 4 y
CONTRAST FABRIC		ALL SIZES				
57"/ 150cm wide	0.7 m 0.9 y					
45"/ 115cm wide	1 m 1.1 y					

View B (knee length)



MAIN FABRIC	XS	S	M	L	XL	XXL
57"/ 150cm wide	2 m 2.2 y	2 m 2.2 y	2.2 m 2.4 y	2.2 m 2.4 y	2.3 m 2.5 y	2.4 m 2.6 y
45"/ 115cm wide	2.5 m 2.7 y	2.7 m 3 y	2.9 m 3.2 y	3 m 3.2 y	3.1 m 3.4 y	3.2 m 3.5 y
CONTRAST FABRIC		ALL SIZES				
57"/ 150cm wide	0.7 m 0.9 y					
45"/ 115cm wide	1 m 1.1 y					